



Project Controls

E X P O

Project Controls Expo – 13th Nov 2013

Twickenham Stadium, London

A new visual way to engage executive stakeholders



Project Controls
E X P O

Copyright @ 2011. All rights reserved

About the Speaker

Øyvind Røberg

Product Strategy Manager, Safran Software Solutions

Sarim Khan

Co-founder, SharpCloud

Your Data is trying to Tell You Something!

-
- Unless Organized, information is still data. To be meaningful it has to be organized
 - Peter F. Drucker, Management Challenges for the 21st Century, 2011

Since the early days

- Having the right information available, accessible in a convenient form, on a timely basis has been the desire of management at all levels.

Information

- Why at the appropriate level ?
- Why Accessible in a convenient form ?
- Why Timely ?

Concerns

- Lack of reporting capabilities
- Lots of time spent on data crunching outside the PPM system
- Reports generated through multiple data extracts
- Executives not getting visibility at the speed they need
- Quantitative and Qualitative reporting is disconnected

Reporting is still lacking

- “After seeing more than 30 demonstrations of IT-PPM applications as part of the Magic Quadrant process, it is safe to say that the reporting services provided by IT PPM products are generally in need of an overhaul.”

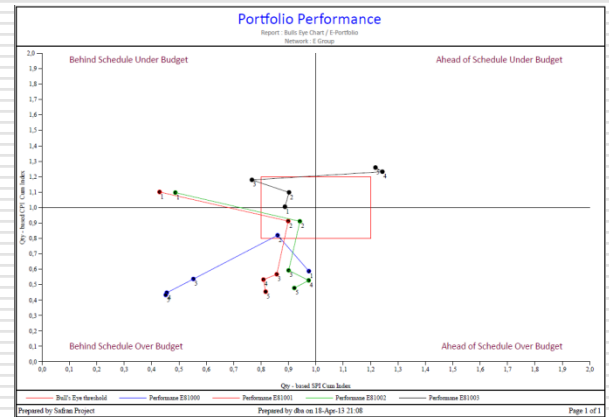

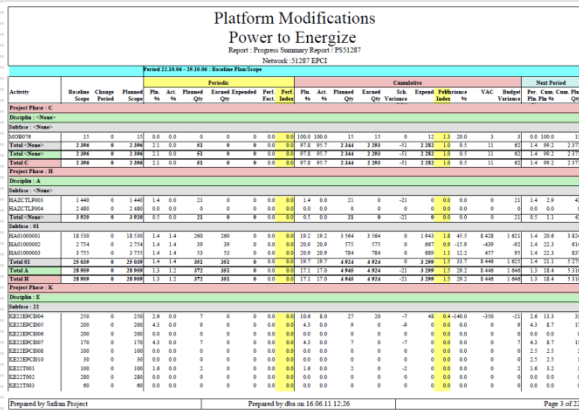
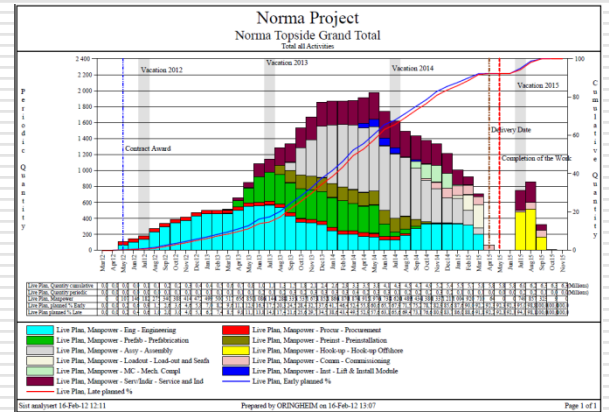
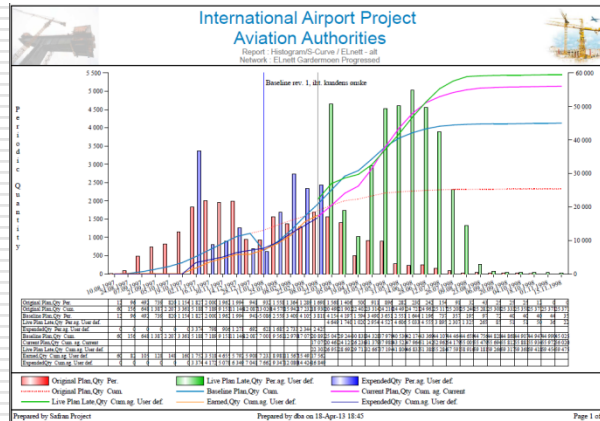
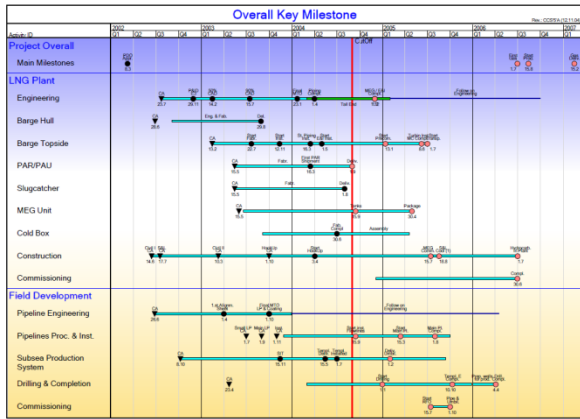
- “When using native reporting features is too cumbersome, the export of raw data into spreadsheets is the most popular alternative.”

- “In addition to a spreadsheet data dump, end users can also work around reporting issues by employing a “report guru”, whose job is to build custom reports for PPM system end users on request”
 - Gartner Group

Requirements

- Contractual
- Internal

Examples of Typical Reports



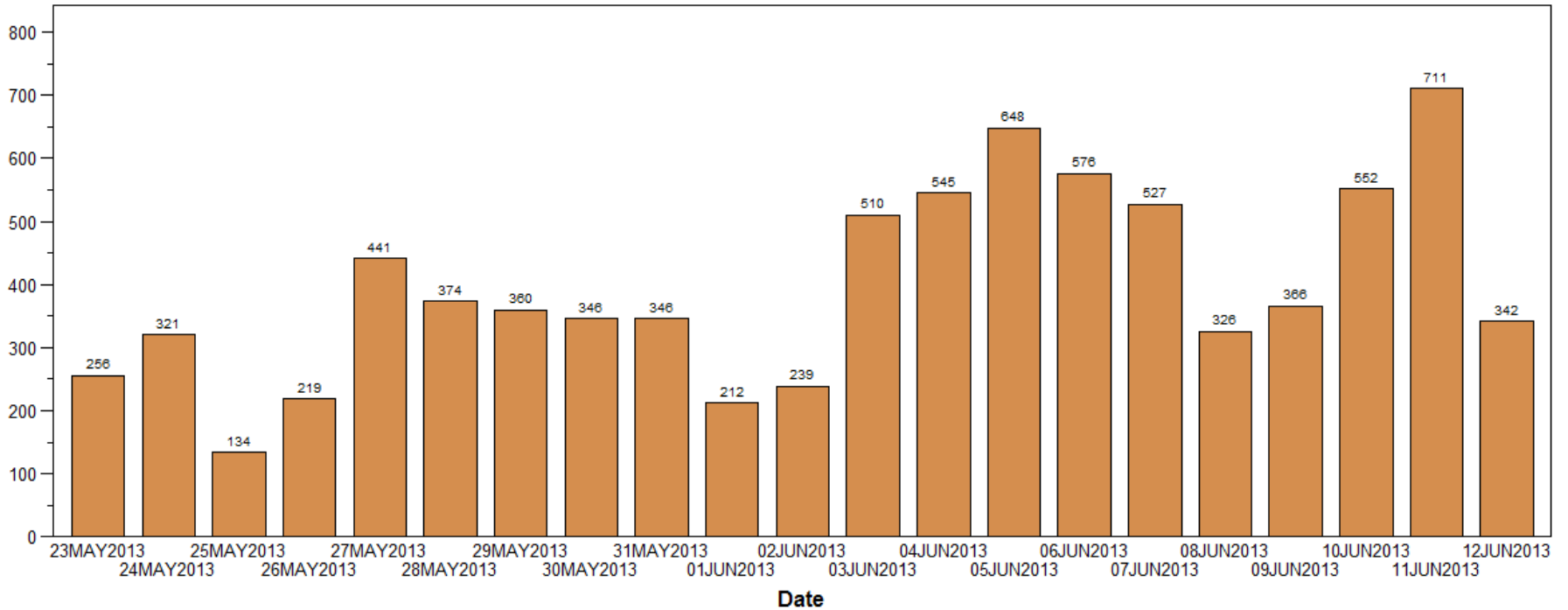
-
- How do we engage people in reporting?
 - Does anyone read the 74 pages weekly report?

Level 0	Type	Level 1	Type	Level 2	Type	Level 3	Type	Level 4	Type
SD2013	Histogram								
Grand Total	Progress								
	Gantt								
SD2013	Histogram	Ekofisk Comp	Histogram	Main Contract	Histogram	Main/Sub Contract	0	Dagsrapport Aibel Prosjek	Gantt
By Complex	Progress		0		Progress		0	Dagsrapport PM'er	Gantt
	Gantt		0		Gantt		0	Dagsrapport Drift og GEM	Gantt
				Platform :	Histogram	Plant/Sub Contract	0	Dagsrapport CCR	Gantt
					Progress		0	Progress Summary MainC	Progress
					Gantt		0		
		Eldfisk Compl	Histogram	Main Contract	Histogram	Main/Sub Contract	0	Dagsrapport	Gantt
			0		Progress		0	Verifikasjon	Gantt
			0		Gantt		0	Pipeline	Gantt
				Platform	Histogram	Plant/Sub Contract	0		
					Progress		0		
					Gantt		0		
		ELDB :	Histogram	Main Contract	Histogram	Main/Sub Contract	0	Dagsrapport	Gantt
			0		Progress		0	Verifikasjon	Gantt
			0		Gantt		0		
		TOR :	Histogram	Main Contract	Histogram	Main/Sub Contract	0		
			0		Progress		0		
			Gantt		Gantt		0		
		Embla og EKO	Histogram	Main Contract	Histogram	Main/Sub Contract	0		
			0		Progress		0		
			Gantt		Gantt		0		
				Plant	Histogram	Plant/Sub Contract	0		
					Progress		0		
					Gantt		0		
		EKOK-B :	Histogram	Main Contract	Histogram	Main/Sub Contract	0		
			0		Progress		0		
			Gantt		Gantt		0		
				Plant	Histogram	Plant/Sub Contractor :			
					Progress				
					Gantt		0		
SD2013	Histogram	Aibel GEMC	Histogram	Plant	Histogram	Sub Contractor	0		
By Main Contract	Progress		0		Progress		0	Progress Summary Comple	Progress
	Gantt		0		Gantt		0		
		Aibel NCP	Histogram	Plant	Histogram	Sub Contractor	0		
			0		Progress		0		
			0		Gantt		0		
		Aker	Histogram	Plant	Histogram	Sub Contractor	0		
			0		Progress		0		
			0		Gantt		0		
		BGR	Histogram	Plant	Histogram	Sub Contractor	0		
			0		Progress		0		
			Gantt		Gantt		0		
		Drift	Histogram	Plant	Histogram	Mainwork Center	0		
			0		Progress		0		
			0		Gantt		0		
SD2013	0	Beerenberg	Histogram	Plant	Histogram				
By Sub Contracto	0		0		Progress				
	0		Gantt		Gantt				
				Main Contract	Histogram				
					Progress				
					Gantt		0		

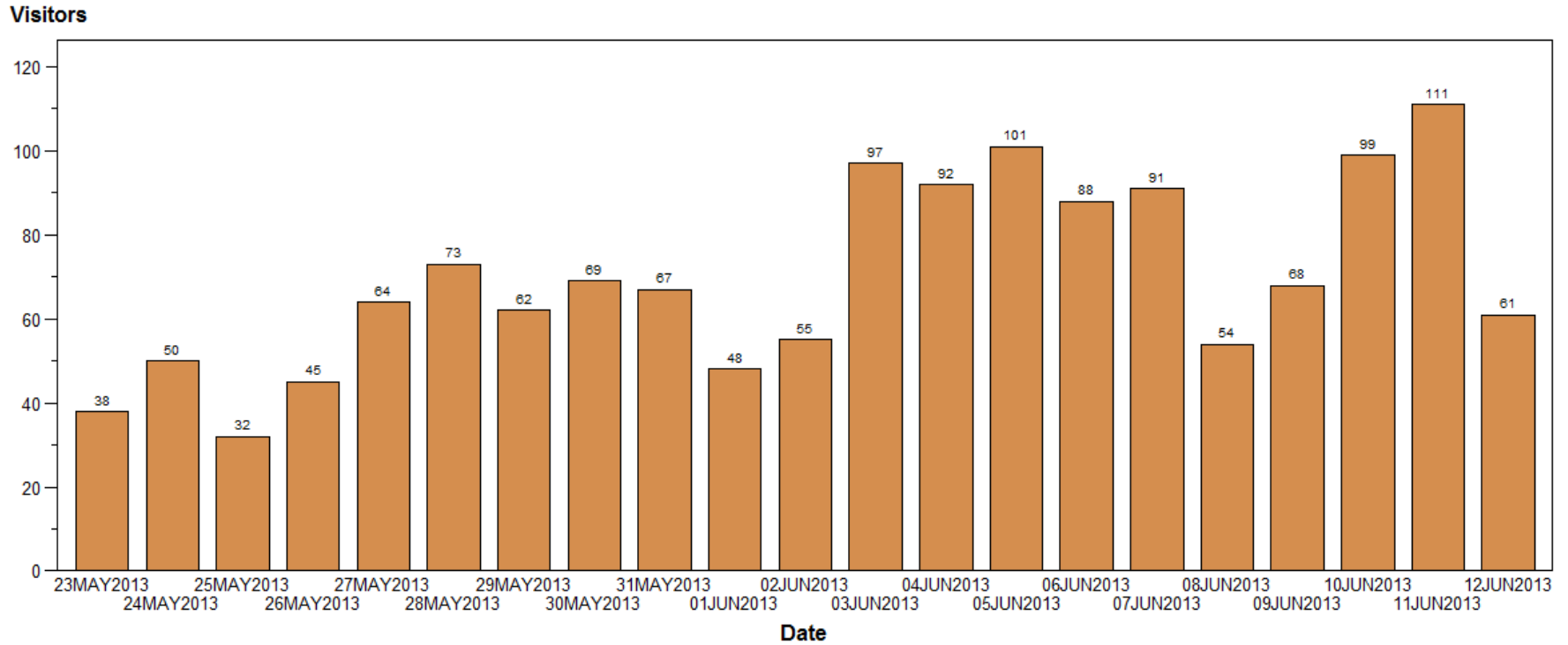
Updated at 12JUN2013 - 8:51:16

Shutdown PDFs - Total views per day

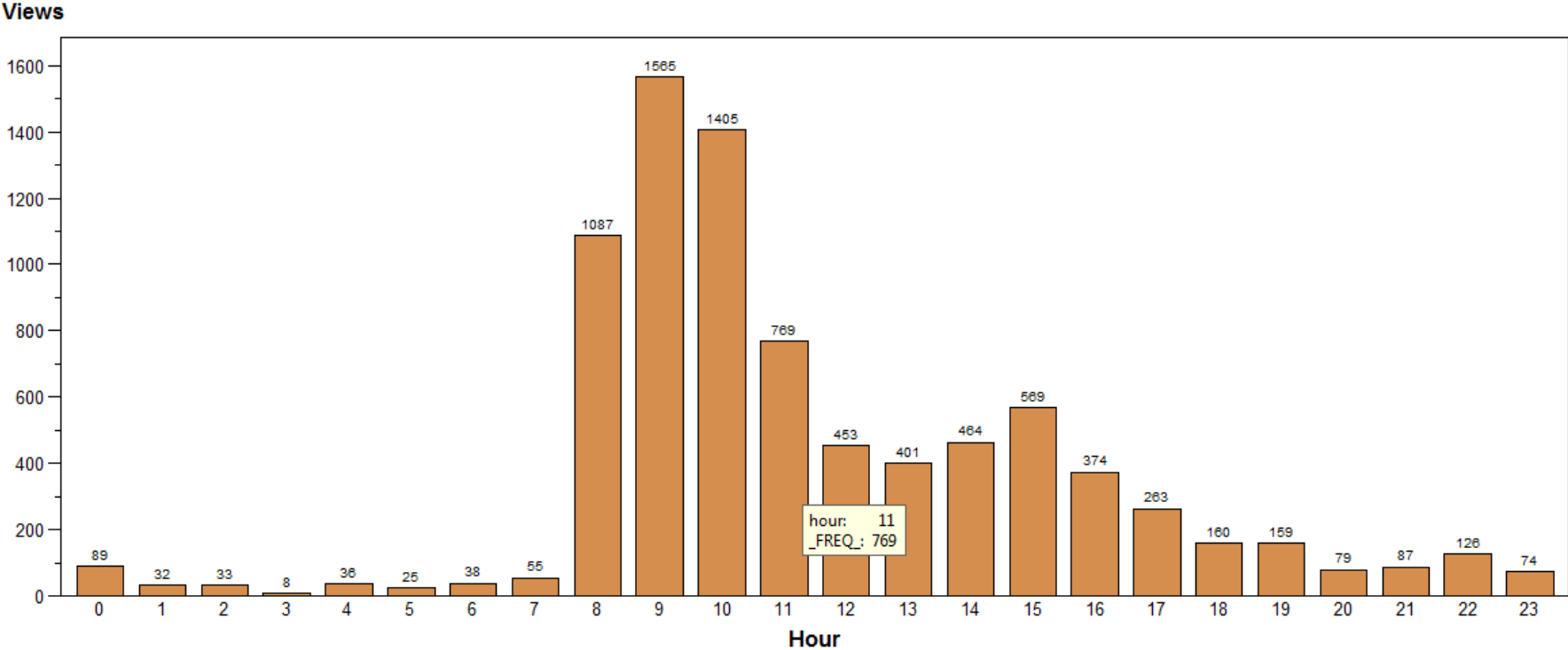
Views



Shutdown PDFs - Unique visitors per day



Shutdown PDFs - Total views per hour



Systems disconnect

- Executive stakeholders are often disconnected from the PM&PPM
- Bring your own device

Engaging solutions

- ❑ Building a story
- ❑ Available across devices
 - Lets the executives close the gap to the information
- ❑ Visual, engaging solution
- ❑ Visualize the link or logic between the information
- ❑ Combining Quantitative and Qualitative information
- ❑ Early adopters

A Sharpcloud story
